

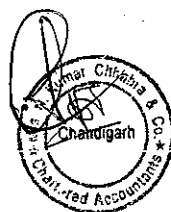


**BANK OF MAHARASHTRA**  
**AUDITED FINANCIAL RESULTS FOR THE YEAR ENDED 31st MARCH 2013**

(₹ in crores)

S. N.	PARTICULARS	QUARTER ENDED			YEAR ENDED		CONSOLIDATED FOR YEAR ENDED	
		31.03.2013	31.12.2012	31.03.2012	31.03.2013	31.03.2012	31.03.2013	31.03.2012
		(Audited)	(Reviewed)	(Audited)	(Audited)	(Audited)	(Audited)	(Audited)
1	Interest earned (a+b+c+d)	2781.47	2536.58	1898.34	9613.43	7213.96	9613.44	7213.98
	a) Interest / discount on advances / bills	2144.05	1927.36	1447.62	7298.50	5490.63	7298.50	5490.63
	b) Income on Investment	602.84	583.71	445.09	2231.28	1708.57	2231.29	1708.59
	c) Interest on balances with Reserve Bank of India & other inter bank funds	33.98	24.91	0.36	81.70	1.52	81.70	1.52
	d) Others	0.60	0.60	5.27	1.95	13.24	1.95	13.24
2	Other Income	382.41	173.58	172.87	912.00	640.67	922.35	647.57
3	<b>TOTAL INCOME (1+2)</b>	<b>3163.88</b>	<b>2710.16</b>	<b>2071.21</b>	<b>10525.43</b>	<b>7854.63</b>	<b>10535.79</b>	<b>7861.55</b>
4	Interest Expended	1910.43	1744.29	1251.04	6580.08	4696.87	6579.59	4696.46
5	Operating Expenses (i+ii)	542.84	440.86	570.18	1796.64	1642.52	1797.88	1643.85
	i) Payments to and provisions for employees	363.21	287.82	422.59	1187.82	1113.02	1188.91	1114.27
	ii) Other operating expenses	179.63	153.04	147.59	608.82	529.50	608.97	529.58
6	<b>TOTAL EXPENDITURE (excluding Provisions and Contingencies) (4+5)</b>	<b>2453.27</b>	<b>2185.15</b>	<b>1821.22</b>	<b>8376.72</b>	<b>6339.39</b>	<b>8377.46</b>	<b>6340.31</b>
7	<b>OPERATING PROFIT (before Provisions and Contingencies) (3-6)</b>	<b>710.61</b>	<b>525.01</b>	<b>249.99</b>	<b>2148.71</b>	<b>1515.24</b>	<b>2158.33</b>	<b>1521.24</b>
8	Provisions (other than tax) and Contingencies	124.45	143.89	144.23	806.52	856.27	806.52	884.03
9	Exceptional Items	0.00	0.00	0.00	0.00	0.00	0.00	0.00
10	<b>Profit (+) / Loss(-) from Ordinary Activities before tax (7-8-9)</b>	<b>586.16</b>	<b>381.12</b>	<b>105.76</b>	<b>1342.19</b>	<b>658.97</b>	<b>1351.81</b>	<b>637.21</b>
11	Tax Expense	327.17	187.06	32.93	582.67	228.14	582.72	200.40
12	<b>NET PROFIT(+) / LOSS(-) from Ordinary Activities after tax (10-11)</b>	<b>258.99</b>	<b>194.06</b>	<b>72.83</b>	<b>759.52</b>	<b>430.83</b>	<b>769.09</b>	<b>436.81</b>
13	Extraordinary items (net of tax expense)	0.00	0.00	0.00	0.00	0.00	0.00	0.00
14	<b>NET PROFIT(+) / LOSS(-) for the period(12-13)</b>	<b>258.99</b>	<b>194.06</b>	<b>72.83</b>	<b>759.52</b>	<b>430.83</b>	<b>769.09</b>	<b>436.81</b>
15	Paid-up equity share capital (Equity shares of face value Rs. 10.00 each)	661.48	589.59	589.59	661.48	589.59	661.48	589.59
16	Reserves excluding revaluation reserves	4027.21	3170.04	3170.04	4027.21	3170.04	4056.11	3189.38
17	Analytical ratios							
	i) Percentage of shares held by Government of India	81.24	78.95	78.95	81.24	78.95	81.24	78.95
	ii) (a) Capital Adequacy Ratio (%) Basel - I	11.72	9.61	11.25	11.72	11.25	11.72	11.25
	(b) Capital Adequacy Ratio (%) Basel - II	12.59	10.7	12.43	12.59	12.43	N.A.	N.A.
	iii) Earning per share (in Rupees) (Basic and Diluted EPS before and after Extraordinary items, net of tax expense - not annualized for quarter)	4.13	3.03	1.17	11.88	7.59	12.04	7.71
	iv) NPA Ratios							
	a) Gross NPA	1137.55	1284.43	1297.03	1137.55	1297.03	1137.55	1297.03
	b) Net NPA	392.93	486.77	489.57	392.93	469.57	392.93	469.57
	c) % of Gross NPA	1.49	1.71	2.28	1.49	2.28	1.49	2.28
	d) % of Net NPA	0.52	0.66	0.84	0.52	0.84	0.52	0.84
	v) Return on Assets (annualized) (%)	0.89	0.71	0.55	0.74	0.55	0.74	0.55
18	Public share holding							
	No. of shares	124,085,627	124,085,627	124,085,627	124,085,627	12,40,85,627	124,085,627	124,085,627
	Percentage of share holding	18.76	21.05	21.05	18.76	21.05	18.76	21.05
19	Promoters and Promoter Group Shareholding							
	a) Pledged / Encumbered							
	Number of Shares	Nil	Nil	Nil	Nil	Nil	Nil	Nil
	Percentage of shares (as a percentage of total shareholding of promoter and promoter group)	Nil	Nil	Nil	Nil	Nil	Nil	Nil
	Percentage of shares (as a percentage of total share capital of the company)	Nil	Nil	Nil	Nil	Nil	Nil	Nil
	b) Non-encumbered							
	Number of Shares	53,73,90,307	46,55,06,455	46,55,06,455	53,73,90,307	46,55,06,455	53,73,90,307	46,55,06,455
	Percentage of shares (as a percentage of total shareholding of promoter and promoter group)	100.00	100.00	100.00	100.00	100.00	100.00	100.00
	Percentage of shares (as a percentage of total share capital of the company)	81.24	78.95	78.95	81.24	78.95	81.24	78.95





**BANK OF MAHARASHTRA**  
**SEGMENT WISE REVENUE, RESULTS AND CAPITAL EMPLOYED FOR THE QUARTER AND YEAR ENDED 31ST MARCH 2013**  
(₹ in crore)

S.N.	PARTICULARS	QUARTER ENDED			YEAR ENDED	
		31.03.2013	31.12.2012	31.03.2012	31.03.2013	31.03.2012
		(Audited)	(Reviewed)	(Audited)	(Audited)	(Audited)
<b>1</b>	<b>Segment Revenue</b>					
	a) Treasury Operations	749.02	650.51	459.25	2566.72	1780.98
	b) Corporate / Wholesale Banking	1482.30	1846.96	1039.72	5549.09	3682.21
	c) Retail Banking	887.92	196.75	547.60	2310.17	2323.36
	d) Other Banking Operations	44.64	15.94	24.64	99.45	68.08
	e) Unallocated	0.00	0.00	0.00	0.00	0.00
	<b>Total</b>	<b>3163.88</b>	<b>2710.16</b>	<b>2071.21</b>	<b>10525.43</b>	<b>7854.63</b>
	Less: Inter Segment Revenue	0.00	0.00	0.00	0.00	0.00
	<b>Income from Operations</b>	<b>3163.88</b>	<b>2710.16</b>	<b>2071.21</b>	<b>10525.43</b>	<b>7854.63</b>
<b>2</b>	<b>Segment Results [ Profit / (Loss) after Tax &amp; Interest ]</b>					
	a) Treasury Operation	27.01	84.43	(49.09)	105.77	(145.84)
	b) Corporate / Wholesale Banking Operation	277.81	368.43	64.55	844.44	453.48
	c) Retail Banking Operation	248.29	(80.79)	82.32	321.04	322.10
	d) Other Banking Operation	30.29	11.82	16.38	70.95	45.13
	e) Unallocated	0.00	0.00	0.00	0.00	0.00
	<b>Total</b>	<b>583.39</b>	<b>383.89</b>	<b>114.16</b>	<b>1342.19</b>	<b>675.87</b>
	Less: (i) Interest	0.00	0.00	0.00	0.00	0.00
	(ii) Other Un-allocable Expenditure net off	(2.77)	2.77	8.40	0.00	15.90
	(iii) Un-allocable income	0.00	0.00	0.00	0.00	0.00
	<b>Total Profit Before tax</b>	<b>586.16</b>	<b>381.12</b>	<b>105.76</b>	<b>1342.19</b>	<b>659.97</b>
	iv) Taxes including Deferred Taxes	327.17	187.06	32.93	582.67	228.14
	v) Extraordinary Profit / Loss	0.00	0.00	0.00	0.00	0.00
	<b>Net Profit after tax</b>	<b>258.99</b>	<b>194.06</b>	<b>72.83</b>	<b>759.52</b>	<b>431.83</b>
<b>3</b>	<b>Capital Employed (Segment Assets-Segment Liabilities)</b>					
	a) Treasury Operation	925.68	1262.81	852.93	925.68	852.93
	b) Corporate / Wholesale Banking Operation	3497.56	2882.40	1586.19	3497.56	1586.19
	c) Retail Banking Operation	1990.25	1435.46	800.58	1990.25	800.58
	d) Other Banking Operation	(545.38)	(1389.72)	210.00	(545.38)	210.00
	e) Unallocated	528.82	1017.39	1272.95	528.82	1272.95
	<b>Total</b>	<b>6396.94</b>	<b>5208.34</b>	<b>4722.66</b>	<b>6396.94</b>	<b>4722.66</b>

**Note**


1. The Bank has only one geographical segment i.e Domestic Segment
2. Figures have been regrouped & reclassified wherever necessary.



**SUMMARISED BALANCE SHEET 31.03.2013**

(₹ in crore)

LIABILITIES	AS ON	
	31st March 2013	31st March 2012
Capital	1249.48	1177.59
Reserves and Surplus	5147.46	3545.07
Deposits	94336.93	76528.65
Borrowings	12877.49	6944.75
Other Liabilities & Provisions	3341.45	2941.32
<b>TOTAL</b>	<b>116952.81</b>	<b>91137.38</b>
<b>ASSETS</b>		
Cash and Balances with Reserve Bank of India	5265.29	4535.48
Balances with Banks and Money at Call and Short Notice	907.55	1208.78
Investments	31430.31	26031.36
Advances	75470.78	56059.76
Fixed Assets	1429.47	600.65
Other Assets	2449.41	2701.35
<b>TOTAL</b>	<b>116952.81</b>	<b>91137.38</b>



*[Handwritten signatures and initials]*


**NOTES:**

1. The above financial results for the quarter and year ended March 31, 2013 have been arrived on the same accounting policies as those followed in the preceding financial year ended March 31, 2012. During the current year, REPO/ Reverse REPO have been disclosed as borrowing or, as the case may be, lending as against adjusting the same from Investments till previous financial year.
2. The financial results have been arrived at after considering provision for non-performing assets, standard assets, depreciation on investments, fixed assets, taxes and other usual and necessary provisions.
3. The NPA Provision Coverage Ratio stands at 83.68 % based on Gross NPA as of March 31, 2013 as against 80.36 % as of March 31, 2012.
4. In accordance with guidelines issued by RBI vide Notification No. DBOD.No.BP.BC.80/21.04.018/2010-11 dated February 9, 2011, provision for ₹ 102.48 crore has been made for the year ended March 31, 2013 (₹ 25.62 crore for the quarter ended March 31, 2013) towards the amortization relating to enhancement in Gratuity limit and re-opening of pension option for existing employees.
5. The Bank has raised equity capital (including premium of ₹ 334.12) amounting to ₹ 406.00 crore through allotment of equity shares to Government of India (GOI) on preferential basis during the year. Consequently the shareholding of GOI in equity share capital increased to 81.24% from 78.95%.
6. Steps are in progress for adjustments/reconciliation/elimination of inter-branch transactions, transactions with other banks/institutions, nominal accounts and old entries etc. under other assets and liabilities and inter-branch transfer of fixed assets. The effects of these are not ascertainable and in the opinion of the management the consequential impact thereof on revenue is not material.
7. The board has recommended a dividend of ₹ 2.30 per equity share (Face Value ₹10/- per share) for financial year 2012-13.
8. The figures of the earlier periods have been regrouped wherever necessary.
9. Details of investor complaints for the quarter ended March 31, 2013:  
Investor complaints at the beginning and at the end of the quarter ended March 31, 2013: Nil. Complaints received and resolved in the said quarter were 138.
10. The above results have been taken on record by the Board of Directors of the Bank at its meeting held on April 29, 2013.


Date: April 29, 2013  
Place: Pune


  
C V Rajendran  
Executive Director




  
Narendra Singh  
Chairman & Managing Director


For N Kumar Chhabra & Co.  
Chartered Accountants  
FRN 000837N

  
Ashish Chhabra  
Partner  
Membership No. 50700





For D S P & Associates  
Chartered Accountants  
FRN 006791N

  
Arvind Singhal  
Partner  
Membership No. 084939

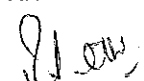



For Kirtane & Pandit  
Chartered Accountants  
FRN 105215W

  
Sandeep D Weling  
Partner  
Membership No. 044576





For J C Bhalla & Co.  
Chartered Accountants  
FRN 001111N

  
Rajesh Sethi  
Partner  
Membership No. 085669




For G Basu & Co.  
Chartered Accountants  
FRN 301174E

  
Manoj Kumar Das  
Partner  
Membership No. 013783



For Singh Ray Mishra & Co.  
Chartered Accountants  
FRN 31812IE

  
Saunak Ray  
Partner  
Membership No. 053815

